

EASTER ACTIVITY BOOK FOR MINECRAFTERS

Mazes – Crosswords – Word Search – Logic
Secret Codes – Picture Differences and More



Copyright © 2021 Interactive Stories


All rights reserved.

No part of this publication may be reproduced, distributed, or transmitted in any form or by any means, including photocopying, recording, or other electronic or mechanical methods, without prior written permission from the author

This book is not authorized, endorsed by or affiliated with Mojang or its subsidiaries

#1 - Forest Entrance Maze

Ben & Hannah need to find their way through the hedge to get into the hidden Easter egg forest. Help them find their way into the secret forest.




#2 - Jack, Ben, Hannah and Crew

The whole gang got together for this selfie. Color them in how you image they look.



#3 – Easter Minecraft Adventure

The secret forest is all new to Ben & Hannah. See if you know more than they do. Answers can be found by reading the Easter seasonal comic.



Across

- 1 Large brown animal the Jack and the kids fight
- 4 The name of the rabbit who saves the kids
- 5 This creature wants to take the eggs the kids found
- 6 Jack gives a golden egg to this flying creature
- 9 Hannah's brother
- 11 The Children lived here
- 13 Hannah wears these to see better
- 15 Used to carry golden eggs away from the goblins
- 17 The most valuable color of eggs

Down

- 2 What kind of creature saves the kids
- 3 What kind of eggs are colored
- 5 The colored eggs smell like this
- 7 Hannah chased after this animal
- 8 Ben's sister
- 10 The eggs do this when thrown
- 12 The Goblin rides this animal
- 14 The kids found this while fishing
- 16 These are hidden in the forest

#4 - Metal Helmets for All

Ben, Hannah & Jack, the rabbit, chose to wear helmets to protect their heads when fighting the goblins. Each helmet was made from a different material: Copper, Bronze, Silver. They also picked a weapon to use that they'd never used before. The three weapons were a crossbow, a trident and a war hammer. Based on the clues, match the people with their helmet and weapon.

Ben	Hannah	Jack
Copper Bronze Silver	Copper Bronze Silver	Copper Bronze Silver
Crossbow Trident Warhammer	Crossbow Trident Warhammer	Crossbow Trident Warhammer

1. The person with the silver helmet liked the trident.
2. Ben has always thought war hammers were cool.
3. Ben's helmet was not copper.
4. Jack was the only one that liked silver.

#5 - Dangerous Mobs in the Forest

Cross out all the letters in the grid that appear more than once. Then unscramble the remaining letters to discover a type of thieving mob that you want to avoid.

U	T	E	H	C	Q	A	X
L	R	K	S	V	O	P	F
M	F	T	Z	J	Y	D	U
A	P	C	N	E	S	T	B
H	V	X	W	Q	A	M	Y
S	D	F	Y	Z	R	J	S
Q	J	G	V	U	K	W	H
C	R	M	P	F	T	I	A

#6 - The Legend of the Golden Eggs

When Jack Rabbit met Ben and Hannah, they asked him why he was trying to get the golden eggs back from the goblins. Unscramble the broken pieces to know what he told them.

For centuries

ol of peace

erring and symb

is world, as an off

den eggs to gre

we gave the gol

is world, as an off

at beings of th

#7 – Objects in the Goblin’s Treasure

The Goblins take things they want and return it to their hideout to hide. Use the decoder grid below to find out what some of the items are. For example, the code M4 would be the letter “a”. The code Q7 would be the letter “b”. An underline “_” is a space.

	3	4	5	6	7
L	y	c	p	i	k
M	a	h	f	x	r
N	l	w	e	g	t
P	d	y	m	v	o
Q	n	u	s	j	b

1. N5, M3, Q5, N7, N5, M7, _, N5, N6, N6, Q5
2. N6, Q4, Q1, _, L5, P7, N4, P3, N5, M7
3. N6, N3, M3, Q5, Q5, N5, Q5
4. N7, M7, N5, M3, Q5, Q4, M7, N5
5. N6, P7, N3, P3, N5, Q3, _, N5, N6, N6, Q5
6. M3, M7, M7, P7, N4, Q5

#8 - Tetris Minecraft Items

Finish fitting the letter patterns shown below into the grid to reveal the names of a things found in Minecraft on each row.

				E	
R			B		
	C				
	I	L			R

I	A
	R
O	N

S	H	O
R		
R		

	V	
B	B	I
	K	

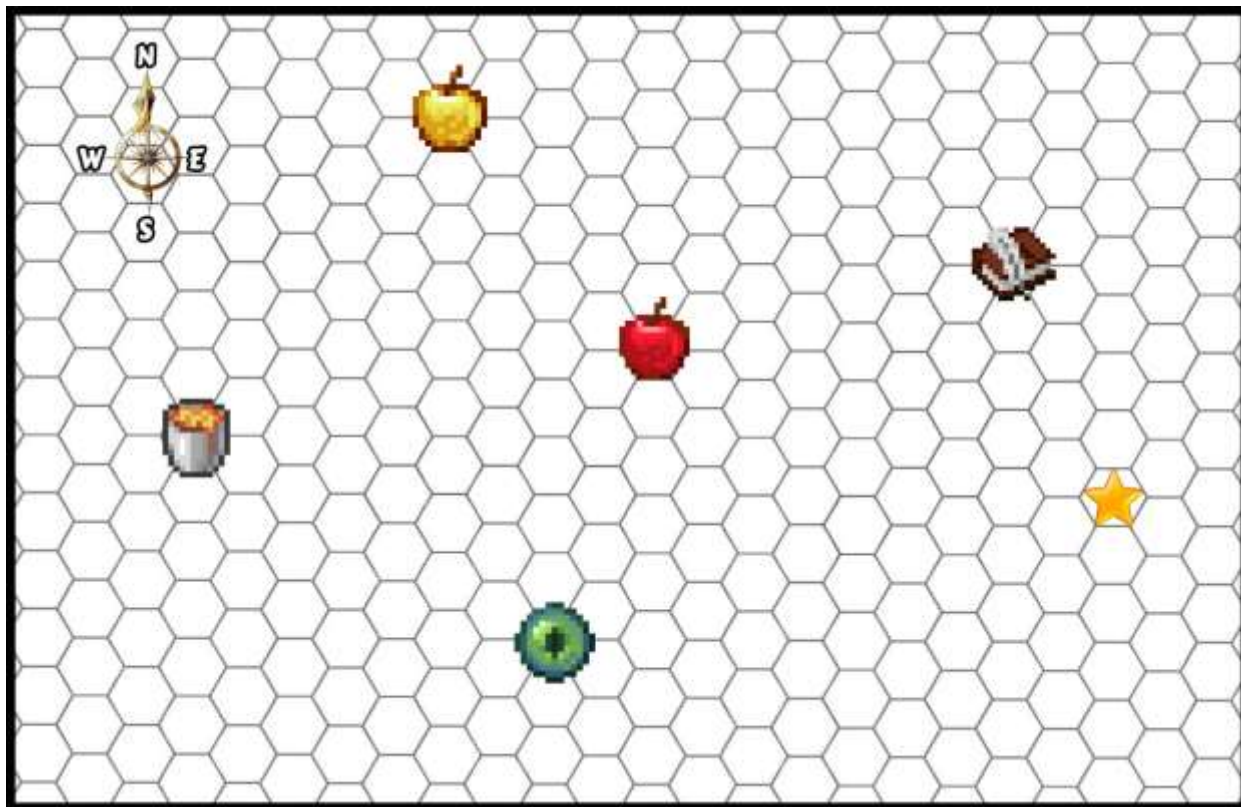
A		
S	I	
P	O	T

A		
O	C	
C	A	A

E	L
	T
E	T

L	V	E
	I	

#9 - Mathematical Treasure Map



Do the math for #1. Begin at the star. Draw a line across a number of hexagons your answer says (*the direction is shown after each answer*). Continue from there with #2.

1.	$4 + 3 =$	<input type="text"/>	(N)
2.	$11 - 4 =$	<input type="text"/>	(SW)
3.	$3 + 2 =$	<input type="text"/>	(SE)
4.	$10 - 6 =$	<input type="text"/>	(SW)
5.	$3 + 5 =$	<input type="text"/>	(NW)
6.	$9 - 2 =$	<input type="text"/>	(NE)
7.	$6 + 3 =$	<input type="text"/>	(S)

8.	$2 + 5 =$	<input type="text"/>	(NW)
9.	$9 - 4 =$	<input type="text"/>	(S)
10.	$3 + 3 =$	<input type="text"/>	(NW)
11.	$8 - 3 =$	<input type="text"/>	(N)
12.	$1 + 4 =$	<input type="text"/>	(SE)
13.	$11 - 7 =$	<input type="text"/>	(N)
14.	$2 + 2 =$	<input type="text"/>	(SE)

15.	$7 - 4 =$	<input type="text"/>	(S)
16.	$2 + 5 =$	<input type="text"/>	(SE)
17.	$13 - 3 =$	<input type="text"/>	(N)
18.	$2 + 3 =$	<input type="text"/>	(SE)
19.	$10 - 6 =$	<input type="text"/>	(S)
20.	$4 + 1 =$	<input type="text"/>	(NW)
21.	$8 - 6 =$	<input type="text"/>	(NE)

Where you end is the item on top of the goblin treasure pile _____ .

#10 – Word Search


Find the hidden words below, from the Minecraft Easter Comic. They may be written horizontally, vertically or diagonally.

X E O F E Q E R F F L T Z U T
I N Y W D O A K H R A E B H V
J B D B O H K W R X P H I G G
J U R J L V S V G W B I U O F
R N A K P V I L V A D N B R B
A N G G X B A P P G P L B A V
J Y O X E S R F J O I Z M A X
A D N S S A V D W N I O A K H
C X L E O V Q D H P U N R H A
K A S B P T E G A N U E Y X N
Y E T J I R O G T Q T S Q H N
B Y V B P L U A O S Q A G E A
O A B B D J I S A C S A V G H
Z A E E S N M E A S A D D L E
R N N P S B A I M H F X W O X

BEAR
BEN
BOAR
BUNNY
DRAGON
EASTER
EGGS
EXPLODE
GLASSES
GOBLIN
GOLDEN
GUNPOWDER
HANNAH
JACK
MOUNTAINS
RABBIT
SADDLE
WAGON

#11 - The Goblin Hideout

Jack and the kids are looking for the goblin hideout in the secret forest. Help them find their way to the hidden goblin lair.




#12 – Behemoth Hunters Comics

Another great Minecraft comic adventures series from Interactive Stories is Behemoth Hunters. See if you can find the differences in the hero pictures below.



#13 – Easter Minecraft Adventure

The secret forest is all new to Ben & Hannah. See if you know more than they do. Answers can be found by reading the Easter seasonal comic.



Across

- 5 Pink animals on the farm
- 7 The golden egg would help the kids save this
- 8 Jack called Hannah this when he hugged her goodbye
- 9 What do the kids find in the goblin tree hut
- 11 The name of the goblin Ben knocks out
- 14 What type of egg did Jack give the kids
- 16 He felt sick and let the kids go home early
- 17 The goblins shoot these at the kids
- 18 What disappeared after the kids went through it

Down

- 1 Hannah throws these at the goblins
- 2 Jack is looking for the Goblin's what
- 3 A small town where people live
- 4 These animals make eggs
- 6 What did Hannah destroy with exploding eggs
- 10 Who took all the golden eggs to safety
- 12 This has lots of trees and Easter eggs
- 13 The kids plan on getting into the goblin hideout by being this.
- 15 The kids mom had to sell these animals

#14 – Goblins Dress for a Raid

Four goblins named Bob, Dave, Sam and Chuck each wore leggings made of a different material. The leggings were made of Wool, Leather, Iron and Gold. Each goblin also had a pet. The pets were a silverfish, a salmon, a pig and a chicken. Based on the clues, match the goblin with the material of their leggings and which pet they had.

Bob	Dave	Sam	Chuck
Wool Leather Iron Gold	Wool Leather Iron Gold	Wool Leather Iron Gold	Wool Leather Iron Gold
Silverfish Salmon Pig Chicken	Silverfish Salmon Pig Chicken	Silverfish Salmon Pig Chicken	Silverfish Salmon Pig Chicken

1. Bob and Sam didn't wear wool leggings and neither one had a pet silverfish.
2. The owner of the salmon wore wool leggings.
3. Chuck's pet was not a salmon.
4. The chicken's owner wore iron leggings.
5. Sam did not own a pig.
6. Chuck did not wear gold leggings.

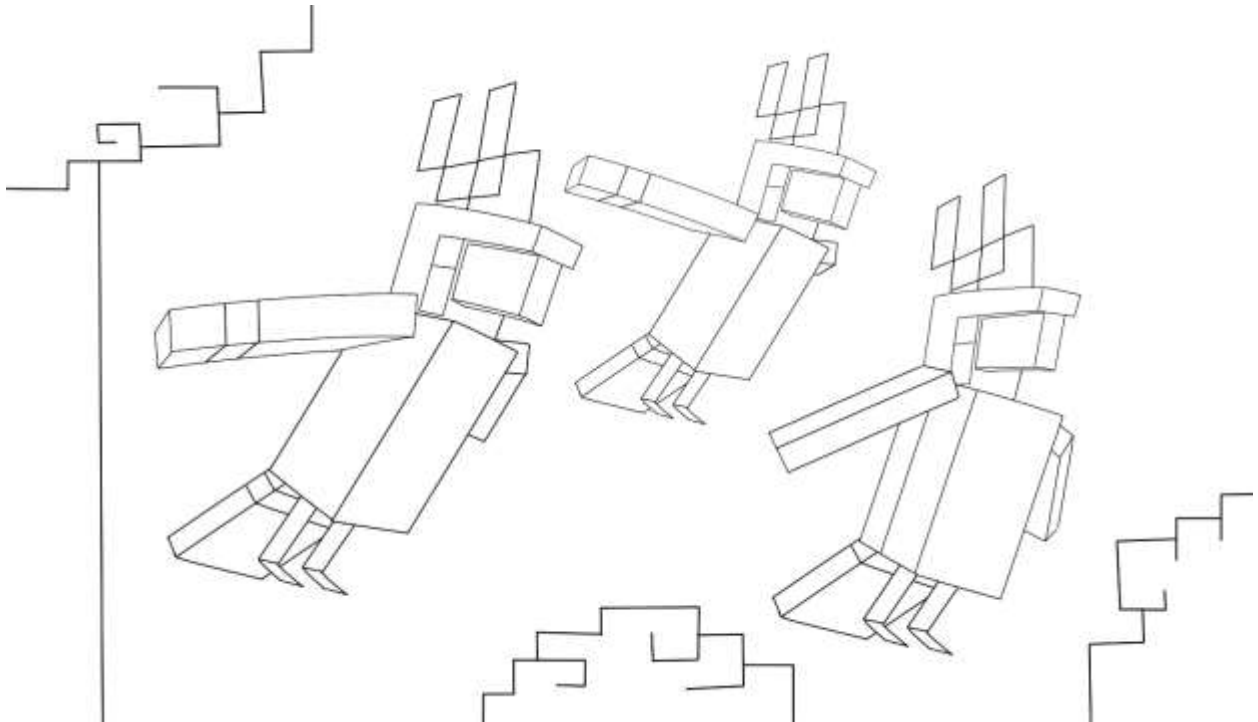
#15 – What Jack Wants to Find

Cross out all the letters in the grid that appear more than once. Then unscramble the remaining letters to discover what Jack Rabbit was searching for.

X	I	R	W	A	P	L	J
N	P	S	Z	F	M	Q	R
M	F	V	C	G	X	T	S
D	Z	L	X	H	A	V	B
A	W	Q	J	N	Z	X	V
U	R	X	O	P	W	Q	F
G	B	M	V	C	L	U	N
P	N	S	F	A	E	J	G

#16 - Plenty of Parrots

The forest has lots of mobs. Not all of them are hostile. Color these parrots to make them come alive.



#17 – Colorful Things in the Forest

The secret forest can be a dangerous place, but there are also many beautiful and colorful things. Use the decoder grid below to find out what some of the items are. For example, the code K2 would be the letter “g”. The code G5 would be the letter “v”. An underline “_” is a space.

	2	3	4	5	6
F	c	p	y	k	a
G	t	n	e	v	i
H	w	b	h	r	q
J	j	s	l	m	f
K	g	d	o	x	u

1. G4, K5, F3, J4, K4, J3, K4, G3
2. K2, K4, H3, J4, G6, G3, _, G2, H5, G4, F6, J3, K6, H5, G4
3. F3, F6, H5, H5, K4, G2, J3
4. J4, F6, H5, K2, G4, _, H5, F6, H3, H3, G6, G2, J3
5. K2, K4, J4, K3, G4, G3, _, G4, K2, K2, J3
6. H4, G6, K3, G4, K4, K6, G2

#18 - Tetris Minecraft Items

Finish fitting the letter patterns shown below into the grid to reveal the names of a things found in Minecraft on each row.

B			T	L	
N				E	
	L	Y			

N	
S	
E	L
S	A

	E	
T	T	
	G	E

S	H	I
B	O	
	U	


	G	
H	E	A
	Y	

	T	R
D	D	

R	S
	A
L	E

L	D
L	E
	T

#19 - Mathematical Treasure Map



Do the math for #1. Begin at the star. Draw a line across a number of hexagons your answer says (*the direction is shown after each answer*). Continue from there with #2.

1.	$6 - 3 =$		(SW)
2.	$10 - 6 =$		(S)
3.	$7 - 2 =$		(NW)
4.	$6 - 4 =$		(SW)
5.	$11 - 5 =$		(S)
6.	$10 - 2 =$		(NE)
7.	$8 - 4 =$		(SE)

8.	$9 - 6 =$		(N)
9.	$5 - 1 =$		(NE)
10.	$12 - 8 =$		(S)
11.	$9 - 4 =$		(NE)
12.	$11 - 7 =$		(N)
13.	$6 - 4 =$		(NW)
14.	$10 - 4 =$		(SW)

15.	$11 - 3 =$		(S)
16.	$7 - 3 =$		(NW)
17.	$5 - 2 =$		(S)
18.	$12 - 7 =$		(NW)
19.	$8 - 5 =$		(N)
20.	$9 - 5 =$		(NE)
21.	$12 - 4 =$		(SE)

Where you end is the item NOT found in the goblin treasure trove _____.

#20 – Word Search

Find the hidden words below, from the Minecraft Easter Comic. They may be written horizontally, vertically or diagonally.

C R U S Z S R O D F P W G W T
G O J M V N E I W Z T O M F R
M L W T S E R A B B I T S J E
A E V S N A U J J T G W C Y A
I N O E E K T E C F S B Y C S
E N O R K Y N L S F A C G O U
G U Y O C C E E G G S T I Y R
A T I F I P V M P N E L B L E
L U A D H J D O J A X B Q P H
L E Y O C K A G C Q E S X S I
I G G E J S X H I J F F S Y D
V D N A P S E A E T F F K F E
C I W F A R M R N E D L O G O
P R Q D X Z H I F S G I P E U
W B P B M A R R O W S B N W T

ADVENTURER

ARROWS

BRIDGE

CHICKENS

COWS

EGGS

FARM

FOREST

GOLDEN

HIDEOUT

JEBBY

PIGS

RABBITS

SNEAKY

TEACHER

TREASURE

TUNNEL

VILLAGE

Answers to Activity Puzzles

If you get stuck, or want to see how well you did on these activity puzzles, click on the link or go to the webpage below to check your results.

<https://comic.cards/easter-activity-answers>

Most of the answers can be found by reading the Easter comic. Click the image below or go to the link below to get your copy



<https://amzn.to/3sTvdHp>

Check out our other great Minecraft comics and educational products by clicking the image below.

Thanks for enjoying our Minecraft stories and adventures.

